

PLASTIPOL SCHEU

VEHICLE, STORAGE AND FACTORY EQUIPMENT

over **50** years
of quality and creativity

We have the right module for your vehicles!

www.plastipol-scheu.de

www.geo-van.de



**COMPLETE VEHICLE STORAGE SOLUTIONS
FOR YOUR COMMERCIAL VEHICLE**



COMPLETE VEHICLE EQUIPMENT SOLUTIONS FOR YOUR COMMERCIAL VEHICLE



Plastipol-Scheu sets standards

For more than 40 years, SCHEU vehicle equipment modules have been an epitome of perfect equipment solutions. The equipment system Profi-Line that comes up with modern design and functionality offers industry-specific solutions to ensure professional cargo securing and therefore optimal transport.

„Everything in its place“ is the motto. Whether it be fittings, screws, tools or cases - we have a solution ready. The high quality and durability of our products are known and held in high regard by the user. Due to the modular design, there are hardly any limits and planning and implementing is possible in almost every commercial vehicle.

Different heights, breadths and depths are set in a way that your rolling workshop can be implemented without compromise.

Colouring is adjusted to your needs and textured paint appears resistant to scratches and damages even in case of excessive use. „Great design“ is the tenor, clear lines and simple use of drawers and trays also available in aluminium lightweight up to a width of 1.030mm.

The perfect mixture of aluminium and steel plate makes the difference and sets standards. Planning individually and offering a complete product tailored to your needs is our craft.

Presenting practical solutions is our credo! This brochure offers a small selection of complete equipment solutions which bring in our experience and your needs.

Your Plastipol-Scheu team

**„Everything in its place“
is the motto**



YOUR INSTALLATION DIMENSIONS – INDIVIDUALLY COMBINED

Decide by yourself and make use of our knowledge



NO COMPROMISE

Due to 6 available widths which can all be combined with each other, you go without compromise.

OPTIMAL USE OF SPACE

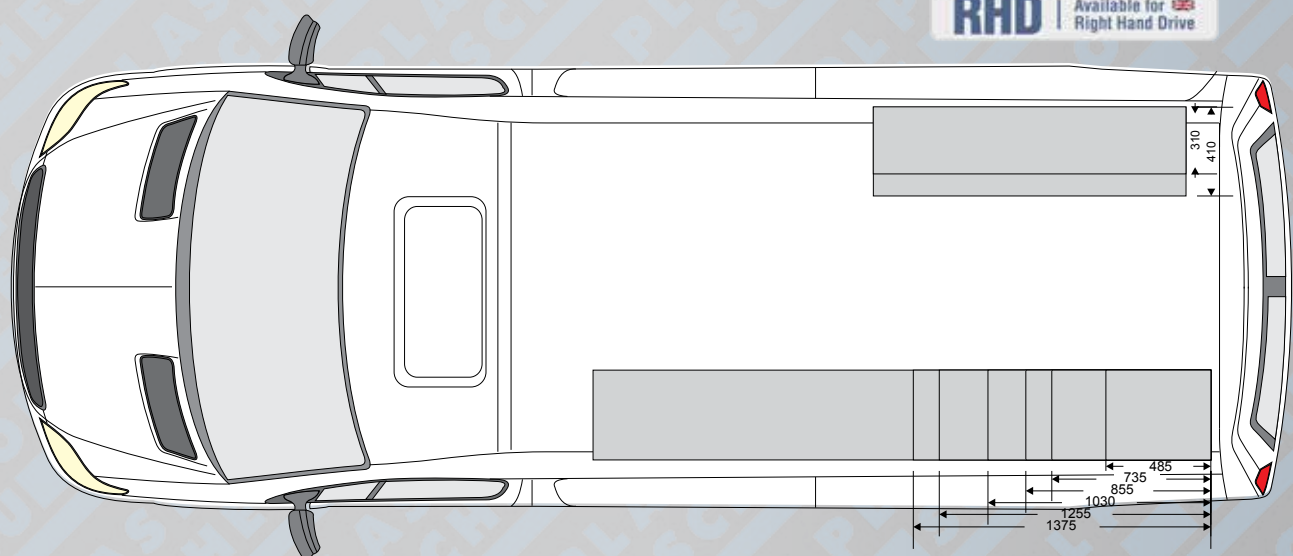
The modular system by Plastipol-Scheu is available in 2 installation depths. This guarantees optimal use of space.

MAXIMUM SAFETY

High-quality post and beam construction with a front radius ensures adequate stability and safety.

FOR INDIVIDUALISTS

Due to a cleverly thought-out system, all equipment parts can be arranged individually in the racking unit.



WE WANT TO MAKE IT AS EASY AS POSSIBLE FOR YOU.

Modules perfectly tailored to your needs.

Save weight!

All modules also available in steel/
aluminium combination! Ask us!



PL 601 **TYPE A**

Dimensions: (HxWxD) 890x805x310mm

- » 1 aluminium flap
- » 1 bottom rail with fitting holder
- » 2 open shelf trays with non-slip mats
- » 1 shelf tray with non-slip mat
- » 1 mounting kit for installation in the vehicle



PL 602 **TYPE A**

Dimensions: (HxWxD) 890x805x310mm

- » 1 aluminium flap
- » 1 bottom rail with fitting holder
- » 1 open shelf tray with non-slip mat
- » 1 shelf tray with non-slip mat
- » 2 drawers with non-slip mats
- » 1 mounting kit for installation in the vehicle



PL 603 **TYPE B**

Dimensions: (HxWxD) 990x925x410mm

- » 1 aluminium flap
- » 1 bottom rail with fitting holder
- » 1 open shelf tray with non-slip mat
- » 1 storage tray with 5 boxes
- » 1 top tray with non-slip mat
- » 1 mounting kit for installation in the vehicle



PL 604 **TYPE B**

Dimensions: (HxWxD) 990x925x410mm

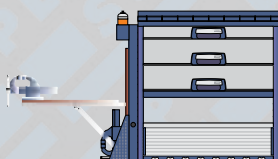
- » 1 aluminium flap
- » 1 bottom rail with fitting holder
- » 2 drawers with non-slip mats
- » 1 storage tray with 5 boxes
- » 1 top tray with non-slip mat
- » 1 mounting kit for installation in the vehicle



PL 605 **TYPE B**

Dimensions: (HxWxD) 990x925x410mm

- » 1 aluminium flap
- » 1 bottom rail with fitting holder
- » 3 drawers with non-slip mats
- » 1 folding work bench, with vice and rotating plate
- » 1 top tray with non-slip mat
- » 1 mounting kit for installation in the vehicle





PL 606 TYPE C

Dimensions: (HxWxD) 1145x1100x310/410mm

- » 1 aluminium flap
- » 1 bottom rail with fitting holder
- » 1 open shelf tray with non-slip mat
- » 2 storage trays with 6 boxes each
- » 1 shelf tray with non-slip mat
- » 1 mounting kit for installation in the vehicle

Save weight!

All modules also available in steel/
aluminium combination! Ask us!



PL 607 TYPE C

Dimensions: (HxWxD) 1145x1100x310/410mm

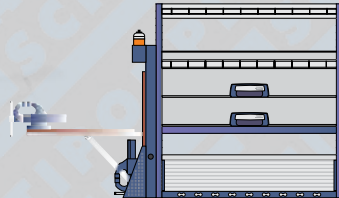
- » 1 aluminium flap
- » 1 bottom rail with fitting holder
- » 2 open shelf trays with non-slip mats
- » 1 shelf tray with non-slip mat
- » 1 drawer with non-slip mat
- » 2 case drawers with service cases
- » 1 mounting kit for installation in the vehicle



PL 608 TYPE C

Dimensions: (HxWxD) 1145x1100x310/410 mm

- » 1 aluminium flap
- » 1 bottom rail with fitting holder
- » 1 open shelf tray with non-slip mat
- » 1 open shelf tray with non-slip mat and aluminium flap
- » 5 drawers with non-slip mats
- » 1 mounting kit for installation in the vehicle



PL 609 TYPE C

Dimensions: (HxWxD) 1145x1100x310/410mm

- » 1 aluminium flap
- » 1 bottom rail with fitting holder
- » 1 open shelf tray with non-slip mat
- » 1 shelf tray with non-slip mat
- » 2 drawers with non-slip mats
- » 1 folding work bench, with vice and rotating plate
- » 1 mounting kit for installation in the vehicle



PL 610 TYPE D

Dimensions: (HxWxD) 1145x1325x310/410mm

- » 1 aluminium flap
- » 1 bottom rail with fitting holder
- » 2 open shelf trays with non-slip mats and aluminium flaps
- » 1 shelf tray with non-slip mat
- » 1 mounting kit for installation in the vehicle



PL 611 TYPE D

Dimensions: (HxWxD) 1145x1325x310/410mm

- » 1 aluminium flap
- » 1 bottom rail with fitting holder
- » 1 shelf tray with non-slip mat
- » 2 open shelf trays with non-slip mats
- » 8 transport containers
- » 2 drawers with non-slip mats
- » 2 case drawers with service cases
- » 1 mounting kit for installation in the vehicle




Save weight!
All modules also available in steel/
aluminium combination! Ask us!

PL 612 TYPE E

Dimensions: (HxWxD) 1500x1445x310/410mm

- » 1 aluminium flap
- » 1 bottom rail with fitting holder
- » 2 open shelf trays with non-slip mats
- » 2 storage trays with 6 boxes each
- » 1 top tray with non-slip mat
- » 1 mounting kit for installation in the vehicle



PL 613 TYPE E

Dimensions: (HxWxD) 1500x1445x310/410mm

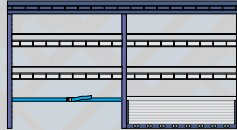
- » 1 aluminium flap
- » 1 bottom rail with fitting holder
- » 1 open shelf tray with non-slip mat and aluminium flap
- » 2 storage trays with 6 boxes each
- » 3 drawers with non-slip mats
- » 4 case drawers with service cases
- » 1 top tray with non-slip mat
- » 1 folding work bench, with vice and rotating plate
- » 1 mounting kit for installation in the vehicle



PL 614 TYPE D

Dimensions: (HxWxD) 890x1325x410mm

- » 1 aluminium flap
- » 1 bottom rail with fitting holder
- » 2 open shelf trays with non-slip mats
- » 1 shelf tray with non-slip mat
- » 1 mounting kit for installation in the vehicle



PL 615 TYPE G

Dimensions: (HxWxD) 990x1815x310 mm

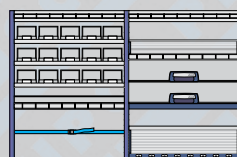
- » 1 aluminium flap
- » 1 bottom rail with fitting holder
- » 4 open shelf trays with non-slip mats
- » 1 top tray with non-slip mat
- » 1 case with securing devices including belt and fixing staples
- » 1 mounting kit for installation in the vehicle



PL 616 TYPE G

Dimensions: (HxWxD) 990x1815x310 mm

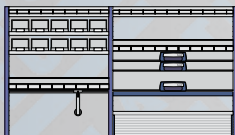
- » 1 aluminium flap
- » 1 bottom rail with fitting holder
- » 2 open shelf trays with non-slip mats
- » 3 storage trays with 5 boxes each
- » 1 top tray with non-slip mat
- » 1 case with securing devices including belt and fixing staples
- » 1 mounting kit for installation in the vehicle



PL 617 TYPE G

Dimensions: (HxWxD) 1145x1815x310/410 mm

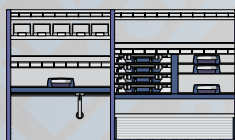
- » 1 aluminium flap
- » 1 bottom rail with fitting holder
- » 2 drawers with non-slip mats
- » 1 drawers with non-slip mats
- » 1 open shelf tray with non-slip mat
- » 2 shelf trays with non-slip mats
- » 3 storage trays with 5 boxes each
- » 1 case with securing devices including belt and fixing staples
- » 1 mounting kit for installation in the vehicle



PL 618 TYPE I

Dimensions: (HxWxD) 1145x1990x310/410 mm

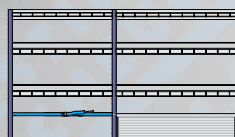
- » 1 aluminium flap
- » 1 bottom rail with fitting holder
- » 3 drawers with non-slip mats
- » 2 open shelf trays with non-slip mats
- » 2 shelf trays with non-slip mats
- » 2 storage trays with 5 boxes each
- » 1 case holder
- » 1 mounting kit for installation in the vehicle



PL 619 TYPE I

Dimensions: (HxWxD) 1145x1990x310/410 mm

- » 1 aluminium flap
- » 1 bottom rail with fitting holder
- » 4 drawers with non-slip mats
- » 4 case drawers with service cases
- » 2 open shelf trays with non-slip mats
- » 2 shelf trays with non-slip mats
- » 1 storage tray with 5 boxes
- » 1 case holder
- » 1 mounting kit for installation in the vehicle



PL 620 TYPE I

Dimensions: (HxWxD) 1145x1990x310 mm

- » 1 aluminium flap
- » 1 bottom rail with fitting holder
- » 4 open shelf trays with non-slip mats
- » 2 shelf trays with non-slip mats
- » 1 case with securing devices including belt and fixing staples
- » 1 mounting kit for installation in the vehicle



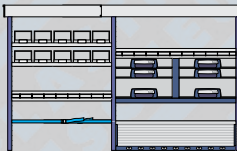
PL 621 TYPE I

Dimensions: (HxWxD) 1145x1990x310 mm

- » 1 aluminium flap
- » 1 bottom rail with fitting holder
- » 2 open shelf trays with non-slip mats and aluminium flaps
- » 3 shelf trays with non-slip mats
- » 2 storage trays with 5 boxes each
- » 1 case with securing devices including belt and fixing staples
- » 1 mounting kit for installation in the vehicle

Save weight!

All modules also available in steel/
aluminium combination! Ask us!



PL 622 TYPE I

Dimensions: (HxWxD) 1245x1990x300/410 mm

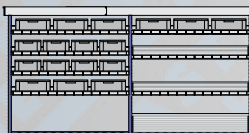
- » 1 aluminium flap
- » 1 bottom rail with fitting holder
- » 6 drawers with non-slip mats
- » 2 shelf trays with non-slip mats
- » 2 storage trays with 5 boxes each
- » 1 tray for long loads folding, with non-slip mat
- » 1 case with securing devices including belt and fixing staples
- » 1 mounting kit for installation in the vehicle



PL 623 TYPE J

Dimensions: (HxWxD) 1245x2165x300/410 mm

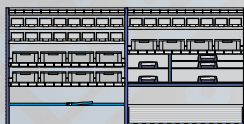

- » 1 aluminium flap
- » 1 bottom rail with fitting holder
- » 3 drawers with non-slip mats
- » 4 case drawers with service cases
- » 4 open shelf trays with non-slip mats
- » 1 tray for long loads, folding, with non-slip mat
- » 1 case with securing devices including belt and fixing staples
- » 1 mounting kit for installation in the vehicle



PL 624 TYPE K

Dimensions: (HxWxD) 1710x2855x300/410 mm

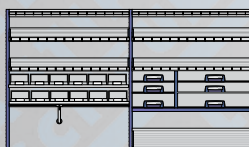
- » 1 aluminium flap
- » 2 bottom rails with fitting holders
- » 5 open shelf trays with non-slip mats
- » 2 open shelf trays with non-slip mats and aluminium flaps
- » 18 transport containers
- » 1 tray for long loads, folding, with non-slip mat
- » 1 mounting kit for installation in the vehicle



PL 625 TYPE K

Dimensions: (HxWxD) 1610x2855x310/410 mm

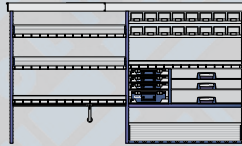

- » 1 aluminium flap
- » 1 bottom rail with fitting holder
- » 3 open shelf trays with non-slip mats
- » 3 storage trays with 8 boxes each
- » 5 drawers with non-slip mats
- » 12 transport containers
- » 2 shelf trays with non-slip mats
- » 1 case with securing devices including belt and fixing staples
- » 1 mounting kit for installation in the vehicle



PL 626 TYPE K

Dimensions: (HxWxD) 1610x2855x310/410 mm

- » 1 aluminium flap
- » 1 bottom rail with fitting holder
- » 6 drawers with non-slip mats
- » 4 open shelf trays with non-slip mats and aluminium flaps
- » 2 storage trays with 6 boxes each
- » 2 shelf trays with non-slip mats
- » 1 case holder
- » 1 mounting kit for installation in the vehicle



PL 627 TYPE K

Dimensions: (HxWxD) 1710x2855x300/410 mm

- » 1 aluminium flap
- » 1 bottom rail with fitting holder
- » 4 case drawers with service cases
- » 3 drawers with non-slip mats
- » 2 open shelf trays with non-slip mats and aluminium flaps
- » 2 open shelf trays with non-slip mats
- » 6 rack boxes
- » 2 storage trays with 8 boxes each
- » 1 tray for long loads, folding, with non-slip mat
- » 1 case holder
- » 1 mounting kit for installation in the vehicle



PL 628 TYPE D

Dimensions: (HxWxD) 1145x1325x310/410 mm

- » 1 aluminium flap
- » 1 bottom rail with fitting holder
- » 4 drawers with non-slip mats
- » 2 open shelf trays with non-slip mats
- » 1 shelf tray with non-slip mat
- » 1 mounting kit for installation in the vehicle

Save weight!
All modules also available in steel/
aluminium combination! Ask us!



PL 629 TYPE C

Dimensions: (HxWxD) 1145x1100x310/410 mm

- » 1 aluminium flap
- » 1 bottom rail with fitting holder
- » 1 shelf tray with non-slip mat
- » 1 open shelf tray with non-slip mat
- » 3 drawers with non-slip mats
- » 2 case drawers with service cases
- » 1 mounting kit for installation in the vehicle



PL 630 **TYPE C**

Dimensions: (HxWxD) 1145x1100x310/410 mm

- » 1 aluminium flap
- » 1 bottom rail with fitting holder
- » 1 shelf tray with non-slip mat
- » 1 storage tray with 6 boxes
- » 1 open shelf tray with non-slip mat
- » 2 drawers with non-slip mats
- » 1 mounting kit for installation in the vehicle



PL 631 **TYPE E**

Dimensions: (HxWxD) 1500x1445x310/410 mm

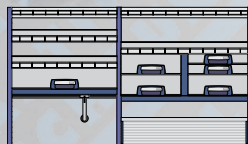
- » 1 aluminium flap
- » 1 bottom rail with fitting holder
- » 1 open shelf tray with non-slip mat
- » 2 storage trays with 6 boxes each
- » 4 drawers with non-slip mats
- » 1 top tray with non-slip mat
- » 1 mounting kit for installation in the vehicle



PL 632 **TYPE I**

Dimensions: (HxWxD) 1145x1990x310/410 mm

- » 1 aluminium flap
- » 1 bottom rail with fitting holder
- » 6 drawers with non-slip mats
- » 3 open shelf trays with non-slip mats
- » 2 shelf trays with non-slip mats
- » 1 case holder
- » 1 mounting kit for installation in the vehicle





PL 633 TYPE G

Dimensions: (HxWxD) 1145x1815x310/410 mm

- » 1 aluminium flap
- » 1 bottom rail with fitting holder
- » 3 drawers with non-slip mats
- » 1 open shelf tray with non-slip mat
- » 2 shelf trays with non-slip mats
- » 4 storage trays with 5 boxes each
- » 1 case with securing devices including belt and fixing staples
- » 1 mounting kit for installation in the vehicle

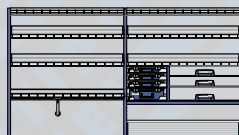
Save weight!
All modules also available in steel/
aluminium combination! Ask us!



PL 634 TYPE K

Dimensions: (HxWxD) 1710x2855x300/410 mm

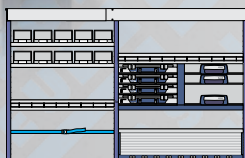
- » 1 aluminium flap
- » 2 bottom rails with fitting holders
- » 2 open shelf trays with non-slip mats
- » 2 open shelf trays with non-slip mats and aluminium flaps
- » 3 storage trays with 6 boxes each
- » 1 tray for long loads, folding, with non-slip mat
- » 1 mounting kit for installation in the vehicle



PL 635 TYPE K

Dimensions: (HxWxD) 1610x2855x310/410 mm

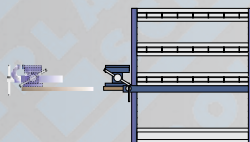
- » 1 aluminium flap
- » 1 bottom rail with fitting holder
- » 3 drawers with non-slip mats
- » 4 case drawers with service cases
- » 4 open shelf trays with non-slip mats and aluminium flaps
- » 1 open shelf tray with non-slip mat
- » 2 shelf trays with non-slip mats
- » 1 case holder
- » 1 mounting kit for installation in the vehicle



PL 636 TYPE I

Dimensions: (HxWxD) 1245x1990x300/410 mm


- » 1 aluminium flap
- » 1 bottom rail with fitting holder
- » 3 drawers with non-slip mats
- » 4 case drawers with service cases
- » 2 shelf trays with non-slip mats
- » 2 storage trays with 5 boxes each
- » 1 tray for long loads, folding, with non-slip mat
- » 1 case with securing devices including belt and fixing staples
- » 1 mounting kit for installation in the vehicle



PL 651 TYPE A

Dimensions: (HxWxD) 890x805x310/410 mm

- » 1 slip edge at the bottom
- » 1 pull-out vice system with vice and rotating plate
- » 3 shelf trays with non-slip mats
- » 1 mounting kit for installation in the vehicle



PL 652 TYPE A

Dimensions: (HxWxD) 890x805x310/410 mm

- » 1 aluminium flap
- » 1 bottom rail with fitting holder
- » 2 open shelf trays with non-slip mats
- » 1 shelf tray with non-slip mat
- » 1 mounting kit for installation in the vehicle



PL 653 TYPE A

Dimensions: (HxWxD) 890x805x310 mm

- » 1 slip edge at the bottom
- » 1 drawer with non-slip mat
- » 2 storage trays with 4 boxes each
- » 1 shelf tray with non-slip mat
- » 1 mounting kit for installation in the vehicle

Save weight!
All modules also available in steel/
aluminium combination! Ask us!



PL 654 TYPE A

Dimensions: (HxWxD) 890x805x310/410 mm

- » 1 aluminium flap
- » 1 bottom rail with fitting holder
- » 3 drawers with non-slip mats
- » 1 shelf tray with non-slip mat
- » 1 mounting kit for installation in the vehicle



PL 655 TYPE A

Dimensions: (HxWxD) 990x805x310/410 mm

- » 1 aluminium flap
- » 1 bottom rail with fitting holder
- » 2 open shelf trays with non-slip mats
- » 1 storage tray with 4 boxes
- » 1 top tray with non-slip mat
- » 1 mounting kit for installation in the vehicle



PL 656 **TYPE A**

Dimensions: (HxWxD) 990x805x310/410 mm

- » 1 bottom rail with fitting holder
- » 5 drawers with non-slip mats
- » 1 top tray with non-slip mat
- » 1 mounting kit for installation in the vehicle

Save weight!

All modules also available in steel/
aluminium combination! Ask us!



PL 657 **TYPE A**

Dimensions: (HxWxD) 890x805x310/410 mm


- » 1 aluminium flap - small
- » 1 bottom rail with fitting holder
- » 1 pull-out vice system with vice and rotating plate
- » 3 drawers with non-slip mats
- » 1 shelf tray with non-slip mat
- » 1 mounting kit for installation in the vehicle



PL 658 **TYPE A**

Dimensions: (HxWxD) 890x805x310/410 mm

- » 1 aluminium flap
- » 1 bottom rail with fitting holder
- » 3 drawers with non-slip mats
- » 1 tray for folders with non-slip mat
- » 1 shelf tray with non-slip mat
- » 1 mounting kit for installation in the vehicle



PL 659 **TYPE C**

Dimensions: (HxWxD) 890x1100x310/410 mm

- » 1 aluminium flap
- » 1 bottom rail with fitting holder
- » 3 drawers with non-slip mats
- » 3 case drawers with service cases
- » 1 shelf tray with non-slip mat
- » 1 mounting kit for installation in the vehicle



PL 660 **TYPE C**

Dimensions: (HxWxD) 890x1100x310 mm

- » 1 slip edge at the bottom
- » 2 storage trays with 6 boxes each
- » 1 storage tray with 9 boxes
- » 1 shelf tray with non-slip mat
- » 1 mounting kit for installation in the vehicle



PL 661 **TYPE C**

Dimensions: (HxWxD) 890x1100x310/410 mm

- » 1 slip edge at the bottom
- » 3 drawers with non-slip mats
- » 1 shelf tray with non-slip mat
- » 1 mounting kit for installation in the vehicle

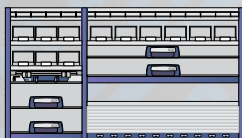


PL 663 TYPE C

Dimensions: (HxWxD) 890x1100x310/410 mm

- » 1 aluminium flap
- » 1 bottom rail with fitting holder
- » 1 open shelf tray with non-slip mat
- » 1 open shelf tray with non-slip mat und aluminium flap
- » 1 top tray with non-slip mat
- » 1 mounting kit for installation in the vehicle

Save weight!
All modules also available in steel/
aluminium combination! Ask us!



PL 664 TYPE F

Dimensions: (HxWxD) 890x1620x310/410 mm


- » 1 aluminium flap
- » 1 bottom rail with fitting holder
- » 4 drawers with non-slip mats
- » 1 case drawer with service case
- » 1 storage tray with 6 boxes
- » 2 storage trays with 3 boxes each
- » 2 shelf trays with non-slip mats
- » 1 mounting kit for installation in the vehicle



PL 665 TYPE F

Dimensions: (HxWxD) 990x1620x310/410 mm

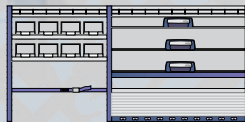
- » 2 aluminium flapes
- » 2 bottom rails with fitting holders
- » 6 open shelf trays with non-slip mats
- » 1 top tray with non-slip mat
- » 1 mounting kit for installation in the vehicle



PL 666 TYPE H

Dimensions: (HxWxD) 890x1870x310/410 mm

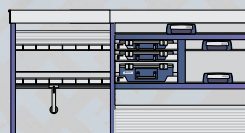

- » 1 aluminium flap
- » 1 bottom rail with fitting holder
- » 1 open shelf tray with non-slip mat
- » 1 storage tray with 6 boxes
- » 3 shelf trays with non-slip mats
- » 1 case with securing devices including belt and fixing staples
- » 1 mounting kit for installation in the vehicle



PL 667 TYPE H

Dimensions: (HxWxD) 890x1870x310/410 mm

- » 1 aluminium flap
- » 1 bottom rail with fitting holder
- » 3 drawers with non-slip mats
- » 2 storage trays with 4 boxes each
- » 2 shelf trays with non-slip mats
- » 1 case with securing devices including belt and fixing staples
- » 1 mounting kit for installation in the vehicle



PL 668 TYPE H

Dimensions: (HxWxD) 990x1870x310/410 mm


- » 1 aluminium flap
- » 1 bottom rail with fitting holder
- » 6 drawers with non-slip mats
- » 1 open shelf tray with non-slip mat
- » 1 open shelf tray with non-slip mat und aluminium flap
- » 1 case holder
- » 1 mounting kit for installation in the vehicle
- » 1 tray for long loads, folding, with non-slip mat

Types A to D

Manufacturer	Model	Wheelbase (mm)	Rack Type A	Rack Type B	Rack Type C	Rack Type D	
Citroen	Nemo	2513	✓	✓	🗨️		
	Berlingo	2728	✓	✓	🗨️		
	Jumper	3000			✓	✓	
	Jumper	3450			✓	✓	
Fiat	Fiorino	2513	✓	✓	🗨️		
	Doblo	2755	✓	✓	✓	✓	
	Scudo	3000	✓	✓	🗨️	✓	
	Scudo	3122			✓	✓	
Ford	Transit Connect	2662	✓	✓	🗨️	🗨️	
	Transit Connect	3062	✓	✓	🗨️	🗨️	
	Transit Custom	2933		✓	✓		
Mercedes Benz	Citan Compact	2313	✓				
	Citan Long	2697	✓	🗨️	🗨️		
	Citan Extra Long	3081	✓	🗨️	🗨️		
	Sprinter	3250			✓	✓	
	Sprinter	3665				✓	
	Vito Compact	3200		✓			
	Vito Long	3200		✓	✓		
Opel	Combo	2755	🗨️		✓	✓	
	Movano	3182			✓		
	Movano	3682				✓	
Peugeot	Bipper	2513	✓	✓	🗨️		
	Partner	2728	✓	✓	🗨️		
	Boxer	3000			✓	✓	
	Boxer	3450			✓	✓	
Renault	Kangoo	2697	✓	✓	✓		
	Kangoo	3081	✓	✓	✓	🗨️	
Volkswagen	Caddy	2682	✓	✓	✓	✓	
	Caddy Maxi	3002	✓	✓	✓	✓	
	T5	3000		✓	✓		
	T5	3400			✓	✓	

Please note that due to differing vehicle shapes, it may be necessary to adapt the racking during installation.

🗨️ = with restrictions, replacement with other components may be required if necessary. Therefore, please specify the vehicle type, wheel base and roof height in your order. We also need to know on which site of the vehicle you want us to install the shelving system, because there are different opportunities depending on the vehicle condition (e.g. second or no sliding door).

We would also be happy to provide you a quote for your individual requirements. 



Types E to K

	Rack Type E	Rack Type F	Rack Type G	Rack Type H	Rack Type I	Rack Type J	Rack Type K
	🗨️	🗨️	🗨️	🗨️	🗨️	✓	
	✓						
			✓				
	🗨️	🗨️	✓	✓	✓		
	🗨️	✓					
	🗨️						
					✓	✓	
		✓					
	🗨️					🗨️	
	✓						✓
			✓	🗨️	🗨️		
					🗨️	✓	
						🗨️	
	🗨️	🗨️	🗨️	🗨️	🗨️	✓	
	✓						
	✓						
	✓	✓		✓			
					✓		
					🗨️	✓	



You can find an overview of all modules and this catalogue as PDF file at our website at:
www.plastipol-scheu.de

Save weight!
 All modules also available in steel/aluminium combination! Ask us!

